



Quality Changes The World

SFT1160(T80105-50)

SANY Tower Crane

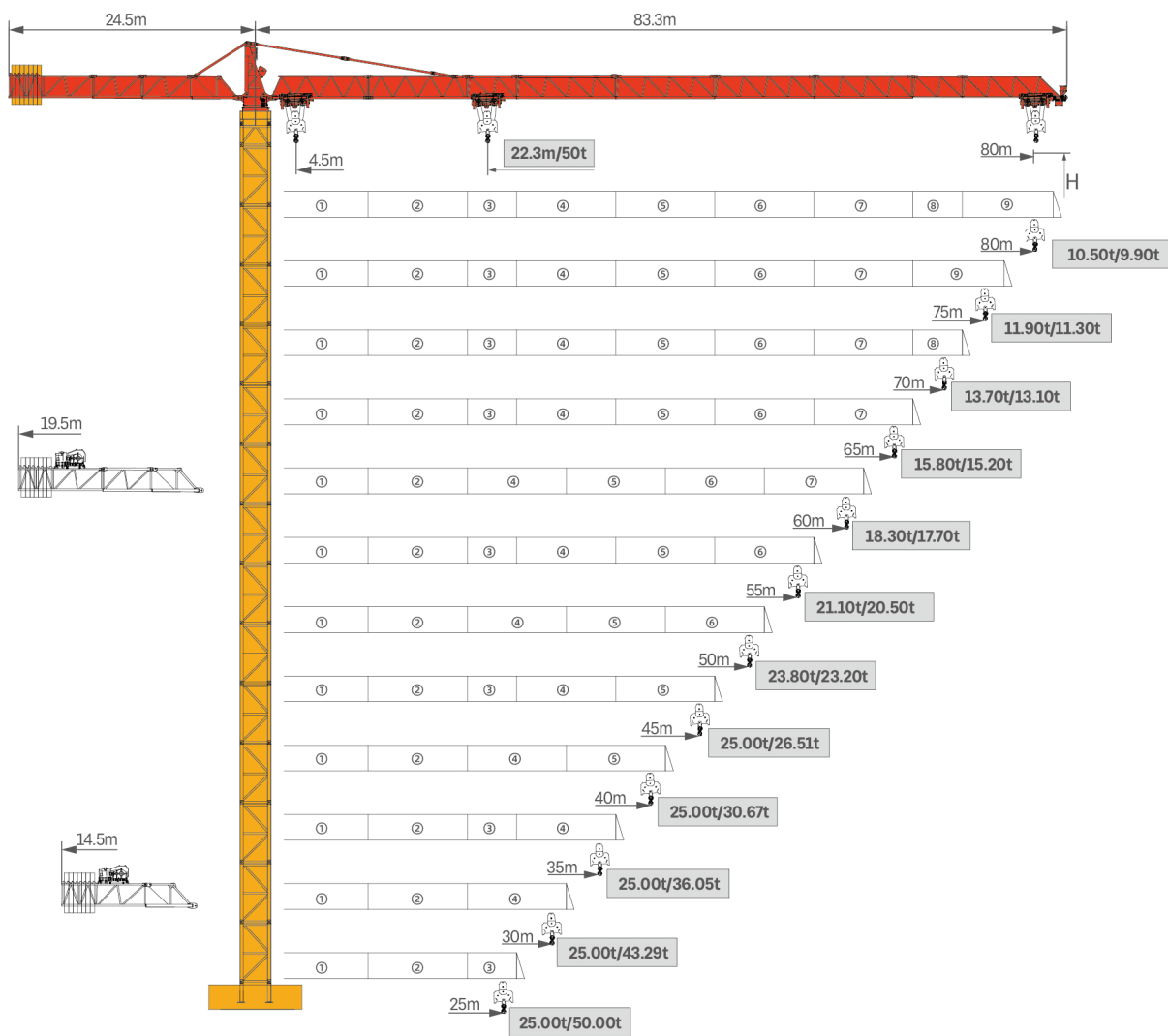


Better World Better SANY Crane

























SANY CRANE









Jib Length & Tip Load 臂长组合及吊重



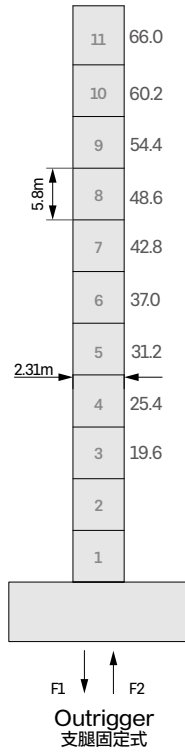
Load Diagrams 起重特性表

| radius/m 幅度 (m) | the max. capacity/t 最大起重重量 (t) | radius/m 幅度 (m) | 20 | 25 | 30 | 35 | 40 | 45 | 50 | 55 | 60 | 65 | 70 | 75 | 80 |
|--------------------|--|--------------------|-------|-------|-------|-------|-------|-------|-------|-------|-------|-------|-------|-------|-------|
| 80 |  25.0 | 41.5 | | | 25.00 | | | 23.09 | 20.19 | 17.83 | 15.87 | 14.21 | 12.79 | 11.57 | 10.50 |
| |  50.0 | 22.3 | 50.00 | 46.18 | 37.19 | 30.85 | 26.14 | 22.49 | 19.59 | 17.23 | 15.27 | 13.61 | 12.19 | 10.97 | 9.90 |
| 75 |  25.0 | 41.8 | | | 25.00 | | | 23.65 | 20.69 | 18.28 | 16.28 | 14.59 | 13.15 | 11.90 | |
| |  50.0 | 22.5 | 50.00 | 47.20 | 38.04 | 31.57 | 26.76 | 23.05 | 20.09 | 17.68 | 15.68 | 13.99 | 12.55 | 11.30 | |
| 70 |  25.0 | 42.7 | | | 25.00 | | | 24.51 | 21.47 | 18.99 | 16.93 | 15.19 | 13.70 | | |
| |  50.0 | 23.0 | 50.00 | 48.78 | 39.35 | 32.69 | 27.74 | 23.91 | 20.87 | 18.39 | 16.33 | 14.59 | 13.10 | | |
| 65 |  25.0 | 43.8 | | | 25.00 | | | 25.40 | 22.27 | 19.71 | 17.59 | 15.80 | | | |
| |  50.0 | 23.6 | 50.00 | 40.70 | 33.84 | 28.74 | 24.80 | 21.67 | 19.11 | 16.99 | 15.20 | | | | |
| 60 |  25.0 | 45.0 | | | 25.00 | | | 23.12 | 20.49 | 18.30 | | | | | |
| |  50.0 | 24.3 | 50.00 | 42.14 | 35.08 | 29.82 | 25.76 | 22.52 | 19.89 | 17.70 | | | | | |
| 55 |  25.0 | 46.2 | | | 25.00 | | | 23.80 | 21.10 | | | | | | |
| |  50.0 | 24.9 | 50.00 | 43.28 | 36.05 | 30.67 | 26.51 | 23.20 | 20.50 | | | | | | |
| 50 |  25.0 | 47.3 | | | 25.00 | | | 23.80 | | | | | | | |
| |  50.0 | 25.4 | 50.00 | 43.29 | 36.05 | 30.67 | 26.51 | 23.20 | | | | | | | |
| 45 |  25.0 | 45.0 | | | 25.00 | | | | | | | | | | |
| |  50.0 | 25.8 | 50.00 | 43.29 | 36.05 | 30.67 | 26.51 | | | | | | | | |
| 40 |  25.0 | 40.0 | | | 25.00 | | | | | | | | | | |
| |  50.0 | 26.0 | 50.00 | 43.29 | 36.05 | 30.67 | | | | | | | | | |
| 35 |  25.0 | 35.0 | | | 25.00 | | | | | | | | | | |
| |  50.0 | 25.5 | 50.00 | 43.29 | 36.05 | | | | | | | | | | |
| 30 |  25.0 | 30.0 | | | 25.00 | | | | | | | | | | |
| |  50.0 | 25.7 | 50.00 | 43.29 | | | | | | | | | | | |
| 25 |  25.0 | 25.0 | 25.00 | | | | | | | | | | | | |
| |  50.0 | 50.0 | 50.00 | | | | | | | | | | | | |


Counter-jib Ballast 平衡臂及平衡重组合表

|  (m) |  (m) |  (12500kg) |  (9500kg) |  (5500kg) |  (kg) |
|---|---|---|--|--|--|
| 80 | 24.5 | 3 | 2 | 2 | 67500 |
| 75 | 24.5 | 3 | 2 | 1 | 62000 |
| 70 | 24.5 | 3 | 2 | 1 | 62000 |
| 65 | 24.5 | 3 | 2 | 1 | 62000 |
| 60 | 19.5 | 4 | 2 | 1 | 74500 |
| 55 | 19.5 | 5 | 1 | 1 | 77500 |
| 50 | 19.5 | 5 | 0 | 1 | 68000 |
| 45 | 19.5 | 5 | 0 | 1 | 68000 |
| 40 | 19.5 | 5 | 0 | 0 | 62500 |
| 35 | 19.5 | 5 | 0 | 0 | 62500 |
| 30 | 14.5 | 5 | 1 | 1 | 77500 |
| 25 | 14.5 | 4 | 1 | 2 | 70500 |

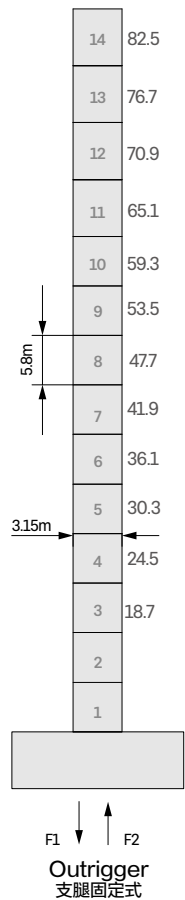
Masts 塔身 (2.31×2.31×5.8)




Anchorage 附着 (2.31×2.31×5.8)



Masts 塔身 (3.15×3.15×5.8)



Anchorage 附着 (3.15×3.15×5.8)







Outrigger 支腿固定式 (2.31 × 2.31 × 5.8 mast 塔身)

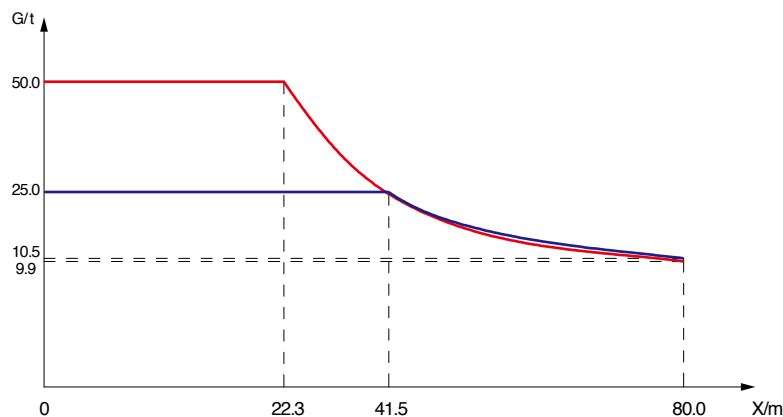
| | | |
|--|----------------------------------|---------|
| F1 | Reactions in service 工作状态反力 | 563.6t |
| | Reactions out of service 非工作状态反力 | 268.5t |
| F2 | Reactions in service 工作状态反力 | 384.81t |
| | Reactions out of service 非工作状态反力 | 118.6t |
| Freestanding height, dead weight at the max. jib (without counter weight, lifting weight nor ballast) 独立高度, 最长起重臂时自重(不含平衡重、吊重、压重) | | 232.2t |

Outrigger 支腿固定式 (3.15 × 3.15 × 5.8 mast 塔身)

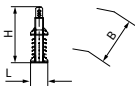
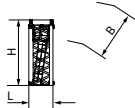
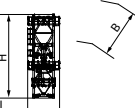
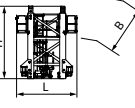
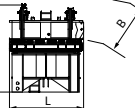
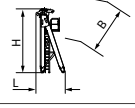
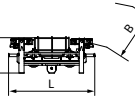
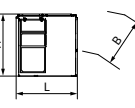
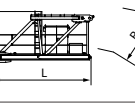
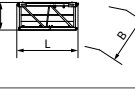
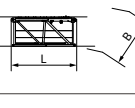
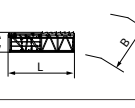
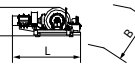
| | | |
|--|----------------------------------|--------|
| F1 | Reactions in service 工作状态反力 | 497.6t |
| | Reactions out of service 非工作状态反力 | 427.5t |
| F2 | Reactions in service 工作状态反力 | 291.0t |
| | Reactions out of service 非工作状态反力 | 251.4t |
| Freestanding height, dead weight at the max. jib (without counter weight, lifting weight nor ballast) 独立高度, 最长起重臂时自重(不含平衡重、吊重、压重) | | 284.8t |

Transmission Mechanisms 传动机构

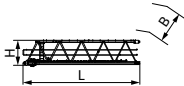
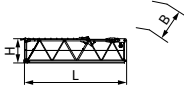
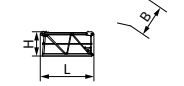
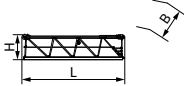

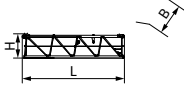
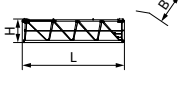
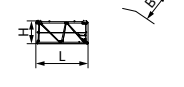
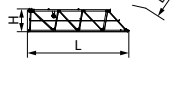
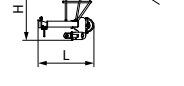
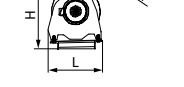
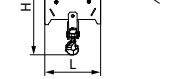
| Transmission Mechanisms 传动机构 | | unit 单位 | a=2 | | | a=4 | | | Rope capacity 容绳量 | kW |
|---------------------------------|---|------------|-----------------------|------|------|-----|----|------|------------------------------|------------|
| | | | III | IV | V | III | IV | V | | |
| Hoisting 起升机构 |  | m/min | 32 | 64 | 85 | 16 | 32 | 40 | 1400m (>1400 与 厂家联系) | 160 |
| | | t | 25 | 12.5 | 6.25 | 50 | 25 | 12.5 | | |
| Slewing 回转机构 |  | r/min | 0-0.7 | | | | | | | 3 × 11 |
| Trolleying 变幅机构 |  | m/min | 0-70 | | | | | | | 18.5 |
| Travelling 行走 |  | m/min | 0-15 | | | | | | | 8 × 5.2 |
| Voltage 电源电压 | 380v(± 10%), 50Hz | | 380V (± 10%) , 50HZ | | | | | | | 211.5+41.6 |

Curve of Lifting Capacity 起重性能曲线图


Packing List 运输部件

| NO. 序号 | Description 名称 | Sketch 形状 | L(m) 长 | B(m) 宽 | H(m) 高 | Weight per unit (t) 单件重量 (t) | Quantity 数量 |
|-----------|---|---|-----------|-----------|-----------|---------------------------------|----------------|
| 1 | Outrigger 支腿 (4个) |  | 0.760 | 2.480 | 0.700 | 1.446 | 4 |
| 2 | Standard section 标准节 |  | 2.300 | 2.300 | 6.240 | 8.903 | 11 |
| 3 | Telescoping cage 爬升架 |  | 4.500 | 5.097 | 11.950 | 16.000 | 1 |
| 4 | Transition mast assembly 过渡节 |  | 3.747 | 3.300 | 4.400 | 5.234 | 1 |
| 5 | Slewing assembly 回转总成 |  | 2.550 | 2.800 | 2.982 | 16.169 | 1 |
| 6 | Tower top assembly 塔头 |  | 2.455 | 2.010 | 5.520 | 5.557 | 1 |
| 7 | Trolley 小车 |  | 3.719 | 3.030 | 1.528 | 2.400 | 1 |
| 8 | Cab 司机室 |  | 2.256 | 1.432 | 2.248 | 0.310 | 1 |
| 9 | Counter jib I 平衡臂 I |  | 5.090 | 1.810 | 2.395 | 3.608 | 1 |
| 10 | Counter jib II 平衡臂 II |  | 5.270 | 1.810 | 2.395 | 4.244 | 1 |
| 11 | Counter jib III 平衡臂 III |  | 5.340 | 1.810 | 2.395 | 2.832 | 1 |
| 12 | Counter jib IV 平衡臂 IV |  | 8.280 | 1.810 | 2.395 | 3.767 | 1 |
| 13 | Hoisting mechanism (wire rope exclusive) 起升机构 (不含钢丝绳) |  | 4.678 | 3.183 | 1.962 | 10.752 | 1 |

Packing List 运输部件

| NO. 序号 | Description 名称 | Sketch 形状 | L(m) 长 | B(m) 宽 | H(m) 高 | Weight per unit (t) 单件重量 (t) | Quantity 数量 |
|-----------|-----------------------------|---|-----------|-----------|-----------|---------------------------------|----------------|
| 14 | Jib section I 臂架 I |  | 11.805 | 1.900 | 2.415 | 7.036 | 1 |
| 15 | Jib section II 臂架 II |  | 10.330 | 1.900 | 2.465 | 6.458 | 1 |
| 16 | Jib section III 臂架 III |  | 5.380 | 1.900 | 2.465 | 3.918 | 1 |
| 17 | Jib section IV 臂架 IV |  | 10.415 | 1.900 | 2.500 | 6.374 | 1 |
| 18 | Jib section V 臂架 V |  | 10.400 | 1.900 | 2.500 | 4.603 | 1 |
| 19 | Jib section VI 臂架 VI |  | 10.352 | 1.900 | 2.367 | 3.296 | 1 |
| 20 | Jib section VII 臂架 VII |  | 10.317 | 1.900 | 2.357 | 2.365 | 1 |
| 21 | Jib section VIII 臂架 VIII |  | 5.280 | 1.900 | 2.282 | 0.968 | 1 |
| 22 | Jib section IX 臂架 IX |  | 10.197 | 1.900 | 2.210 | 1.494 | 1 |
| 23 | Tip Jib 臂端节 |  | 1.394 | 2.180 | 1.563 | 0.401 | 1 |
| 24 | Trolley mechanism 变幅机构 |  | 0.800 | 2.200 | 0.630 | 1.024 | 1 |
| 25 | Hook 吊钩 |  | 0.390 | 1.900 | 3.185 | 2.200 | 1 |



SANY GROUP CRANE BU