




Quality Changes The World

SYT80A(T6010-6)

SANY Tower Crane
三一重工塔式起重机

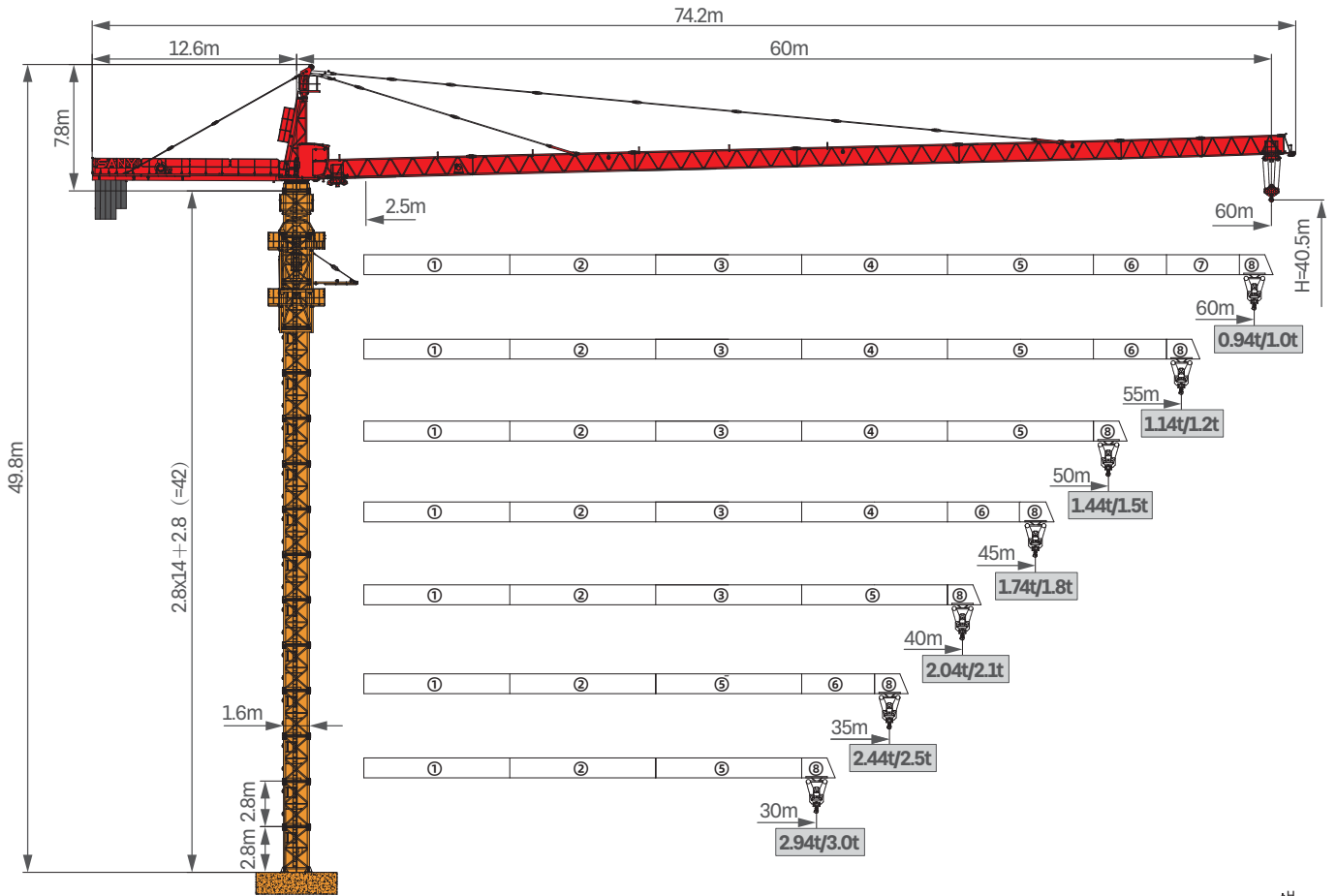


Better World Better SANY Crane

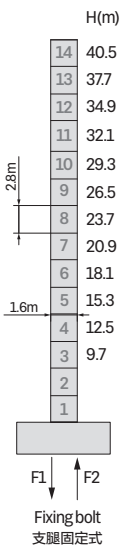
SANY CRANE



Jib Length & Tip Load 臂长组合及吊重 (1.6×1.6×2.8)




Masts 塔身 (1.6×1.6×2.8)

















Section	Reactions in service / 工作状态反力	Reactions out of service / 非工作状态反力
F1	85.9t	96.7t
F2	55.8t	70.7t
Freestanding height, dead weight at the max. jib (without counter weight, lifting weight nor ballast) / 独立高度, 最长起重臂时自重 (不含平衡重、吊重、压重)	31t	

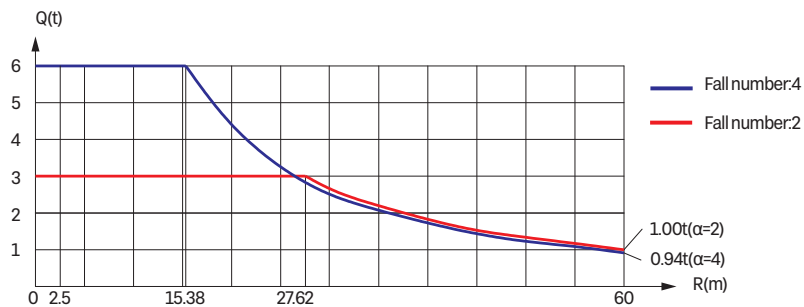
Anchorage 附着 (1.6×1.6×2.8)



Load Diagrams 起重特性表

radius/m 幅度 (m)	the max. capacity/t 最大起重量	15	17	20	22	25	27	30	32	35	37	40	42	45	47	50	52	55	57	60
60	 2.5-27.62m/3t			3.00				2.70	2.49	2.21	2.05	1.85	1.72	1.56	1.47	1.34	1.26	1.15	1.09	1.00
	 2.5-15.38m/6t	6.00	5.33	4.39	3.91	3.34	3.03	2.64	2.43	2.15	1.99	1.79	1.66	1.50	1.41	1.28	1.20	1.09	1.03	0.94
55	 2.5-28.32m/3t			3.00				2.79	2.57	2.29	2.12	1.91	1.79	1.62	1.52	1.39	1.31	1.20		
	 2.5-15.76m/6t	6.00	5.49	4.52	4.03	3.44	3.12	2.73	2.51	2.23	2.06	1.85	1.73	1.56	1.46	1.33	1.25	1.14		
50	 2.5-29.81m/3t			3.00				2.98	2.74	2.45	2.27	2.05	1.92	1.74	1.64	1.50				
	 2.5-16.58m/6t	6.00	5.83	4.81	4.29	3.67	3.33	2.92	2.68	2.39	2.21	1.99	1.86	1.68	1.58	1.44				
45	 2.5-30.49m/3t			3.00				2.82	2.52	2.34	2.11	1.98	1.80							
	 2.5-16.95m/6t	6.00	5.98	4.93	4.40	3.77	3.43	3.00	2.76	2.46	2.28	2.05	1.92	1.74						
40	 2.5-30.35m/3t			3.00				2.81	2.50	2.33	2.10									
	 2.5-16.87m/6t	6.00	5.95	4.91	4.38	3.75	3.41	2.98	2.75	2.44	2.27	2.04								
35	 2.5-30.32m/3t			3.00				2.80	2.50											
	 2.5-16.85m/6t	6.00	5.94	4.90	4.37	3.74	3.40	2.98	2.74	2.44										
30	 2.5-30.0m/3t			3.00																
	 2.5-16.68m/6t	6.00	5.87	4.84	4.32	3.69	3.36	2.94												




Curve of Lifting Capacity 起重性能曲线图



Counter-jib Ballast 平衡臂及平衡重组合表

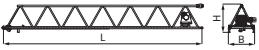
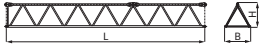
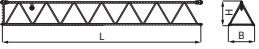
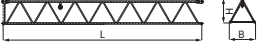
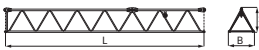
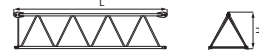
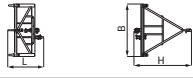
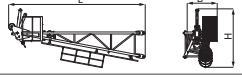


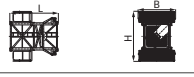

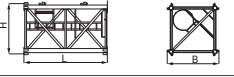

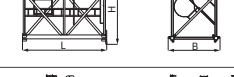
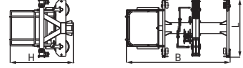


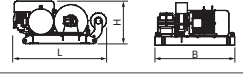

 (m)	 (m)	 (kg)	 2000kg	 2800kg
60	11.8	15200	2	4
55	11.8	13200	1	4
50	11.8	12400	2	3
45	11.8	10400	1	3
40	11.8	9600	2	2
35	11.8	7600	1	2
30	11.8	6800	2	1

Transmission Mechanisms 传动机构

Transmission 传动	Legend 图例	Model 型号	Power 功率	Velocity 速度
Slewing 回转		HPZ75.130.195-6F1	7.5kW	0-0.7r/min
Trolleying 变幅		SXJ33.62P	4.0kW	0-60m/min
Hoisting 起升		SQJ03NP	25kW	0-80m/min
Voltage 电源电压	380V(±10%)		Frequency	50Hz

Note: Contact with us when the rope capacity of hoisting mechanism is larger than 430m.
注: 工作绳容量大于 430m 时请与厂家联系

Packing List 运输部件 (1.6×1.6×2.5)

NO. 序号	Description 名称	Sketch 形状	L(m) 长	B(m) 宽	H(m) 高	Weight per unit (t) 单件重量 (t)	Quantity 数量
1	Jib section I 臂架 I		10.16	1.32	1.42	0.942	1
2	Jib section II 臂架 II		10.16	1.32	1.26	0.799	1
3	Jib section III 臂架 III		10.16	1.32	1.24	0.713	1
4	Jib section IV 臂架 IV		10.16	1.32	1.24	0.659	1
5	Jib section V 臂架 V		10.16	1.32	1.25	0.608	1
6	Jib section VI 臂架 VI		5.14	1.32	1.23	0.289	2
7	Tip mast 臂尖节		0.90	1.32	1.44	0.094	1
8	Tower top assembly 塔顶总成		6.88	1.73	2.94	1.245	1
9	Counter jib 平衡臂		11.86	2.40	1.44	1.871	1
10	Telescoping cage 爬升架		6.17	3.50	5.54	2.714	1
11	Transition mast assembly 过渡节		2.83	2.20	2.91	1.247	1
12	Slewing assembly 回转总成		4.69	3.17	3.04	3.588	1
13	Standard mast 标准节		2.50	1.70	1.70	0.70	11
14	Strengthening mast 加强节		2.50	1.70	1.70	0.80	3
15	Basic mast 基础节		2.82	1.70	1.91	1.005	1
16	Trolley 小车		2.10	1.83	1.29	0.326	1
17	Hook 吊钩		1.00	0.49	1.77	0.296	1
18	Cabin 司机室		2.28	1.41	2.18	0.400	1
19	Hoisting mechanism 起升机构		1.78	1.52	0.93	1.621	1
20	Trolleying mechanism 变幅机构		1.11	0.56	0.58	0.350	1

Packing List 运输部件 (1.6×1.6×2.8)

NO. 序号	Description 名称	Sketch 形状	L(m) 长	B(m) 宽	H(m) 高	Weight per unit (t) 单件重量 (t)	Quantity 数量
1	Jib section I 臂架 I		10.16	1.32	1.42	0.942	1
2	Jib section II 臂架 II		10.16	1.32	1.26	0.799	1
3	Jib section III 臂架 III		10.16	1.32	1.24	0.713	1
4	Jib section IV 臂架 IV		10.16	1.32	1.24	0.659	1
5	Jib section V 臂架 V		10.16	1.32	1.25	0.608	1
6	Jib section VI 臂架 VI		5.14	1.32	1.23	0.289	2
7	Tip mast 臂尖节		0.90	1.32	1.44	0.094	1
8	Tower top assembly 塔顶总成		6.88	1.73	2.94	1.245	1
9	Counter jib 平衡臂		11.86	2.40	1.44	1.871	1
10	Telescoping cage 爬升架		6.17	3.50	5.54	2.714	1
11	Transition mast assembly 过渡节		2.83	2.20	2.91	1.247	1
12	Slewing assembly 回转总成		4.69	3.17	3.04	3.588	1
13	Standard mast 标准节		2.80	1.70	1.70	0.70	11
14	Strengthening mast 加强节		2.80	1.70	1.70	0.80	2
15	Basic mast 基础节		2.82	1.70	1.91	1.005	1
16	Trolley 小车		2.10	1.83	1.29	0.326	1
17	Hook 吊钩		1.00	0.49	1.77	0.296	1
18	Cabin 司机室		2.28	1.41	2.18	0.400	1
19	Hoisting mechanism 起升机构		1.78	1.52	0.93	1.621	1
20	Trolleying mechanism 变幅机构		1.11	0.56	0.58	0.350	1



SANY GROUP CRANE BU